




Scan to keep up  
with the latest  
news!

# quickMIC<sup>®</sup>

Ultra-rapid phenotypic AST



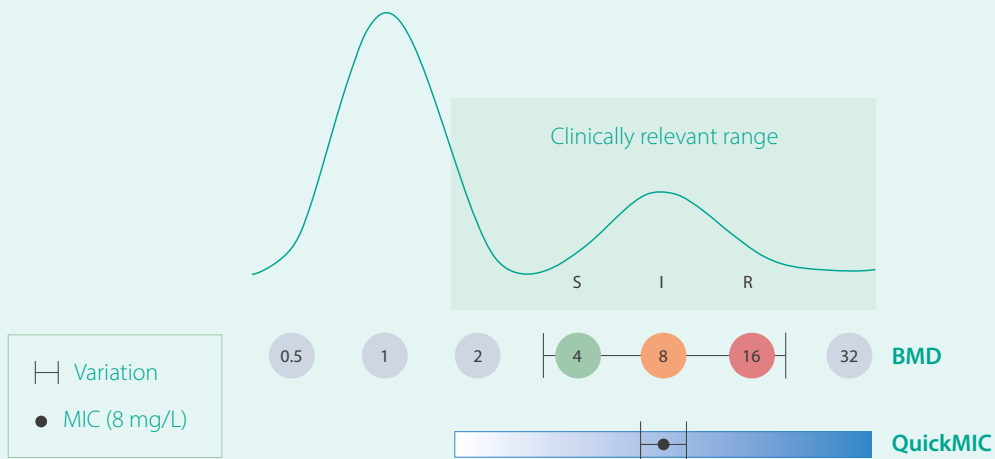
Speeding up blood diagnostics  
**for the treatment of sepsis**

# The technology behind QuickMIC provides **precise MIC values in record time**

## Linear gradient for increased resolution and reproducibility


Our unique technology utilizes a continuous linear antibiotic gradient to ensure high sensitivity around clinical breakpoints (SIR). Narrowing the variability range allows for higher resolution, precision and accuracy than methods based on 2-fold broth microdilution (BMD).

### MIC distribution of wildtype and resistant bacteria



## Visualization of bacterial microcolony growth in real-time

Bacteria from positive blood cultures are exposed to a linear antibiotic gradient and the growth rate of microcolonies is monitored over time. The high sensitivity of the system combined with a custom analysis software allows QuickMIC to deliver precise MIC values within 2-4 hours.



# QuickMIC® is an ultra-rapid system for phenotypic **antibiotic susceptibility testing**

Our product is designed to offer personalized treatment options for sepsis patients, thereby contributing to increased survival, reduced healthcare costs and lower antibiotic resistance.

- ✓ Reports precise MIC values in 2-4 hours
- ✓ Directly from positive blood cultures
- ✓ Antibiotic panels for G- bacteria







Instruments can be stacked for increased capacity, making QuickMIC **suitable for small and larger laboratories.**



QuickMIC determines MIC values directly from positive blood cultures **in 2-4 hours**




## The power of precise MIC values **for treating sepsis patients**

Precise MIC values allow for more specific PK/PD targeted antibiotic dosing, resulting in more informed treatment decisions for the benefit of sepsis patients. By minimizing the variability range of 2-fold broth dilution methods, QuickMIC provides the clinical team with the opportunity to target personalized blood antibiotic concentrations.



One instrument analyzes one patient sample against a panel of **12 antibiotics per run**



The analysis software delivers automated readouts that provide **clinically actionable results**

#### References

- Malmberg et al., *Front. Cell. Infect. Microbiol.*, 2022; 12:758262
- Wistrand-Yuen et al., *mBio*, 2020; 11(1):e03109-19
- Malmberg et al., *PLoS One*, 2016;11(12):e0167356
- Hou et al., *Lab Chip*, 2014;14, 3409-3418



Our mission is to supply our customers with high-quality products that are conceptually elegant, technologically advanced, **but easy to use.**



Sign up for our newsletter and **get a free copy of our eBook!**

Receive product news and updates on new developments in next-generation ultra-rapid diagnostics for precise MIC determination.

Scan the QR code or visit [gradientech.se/newsletter](https://gradientech.se/newsletter)

