


LEICA CM1950 PLATFORM

CRYOSECTIONING MEETS SUSTAINABILITY

The new Leica CM1950 cryostat with DualEcoTec cooling system combines our well-known sectioning capabilities with a state-of-the-art refrigerant system. The improved instrument cooling supports you in enhancing your workflow and helps to reduce environmental impact.




LESS IS MORE



~ 1 ton
CO₂ saving



15%
lighter



up to 50%
less power draw



11 dB (A)
quieter

33%
less heat emissions

SAME GREAT FEATURES WITH ADDED BENEFITS



Reproducible
quality sections



UV-C illumination



Cryozone™ cooling
technology



Ready for Multiple
users and tissue types



Ergonomic operation
whilst standing



Comfort during long
sitting sessions

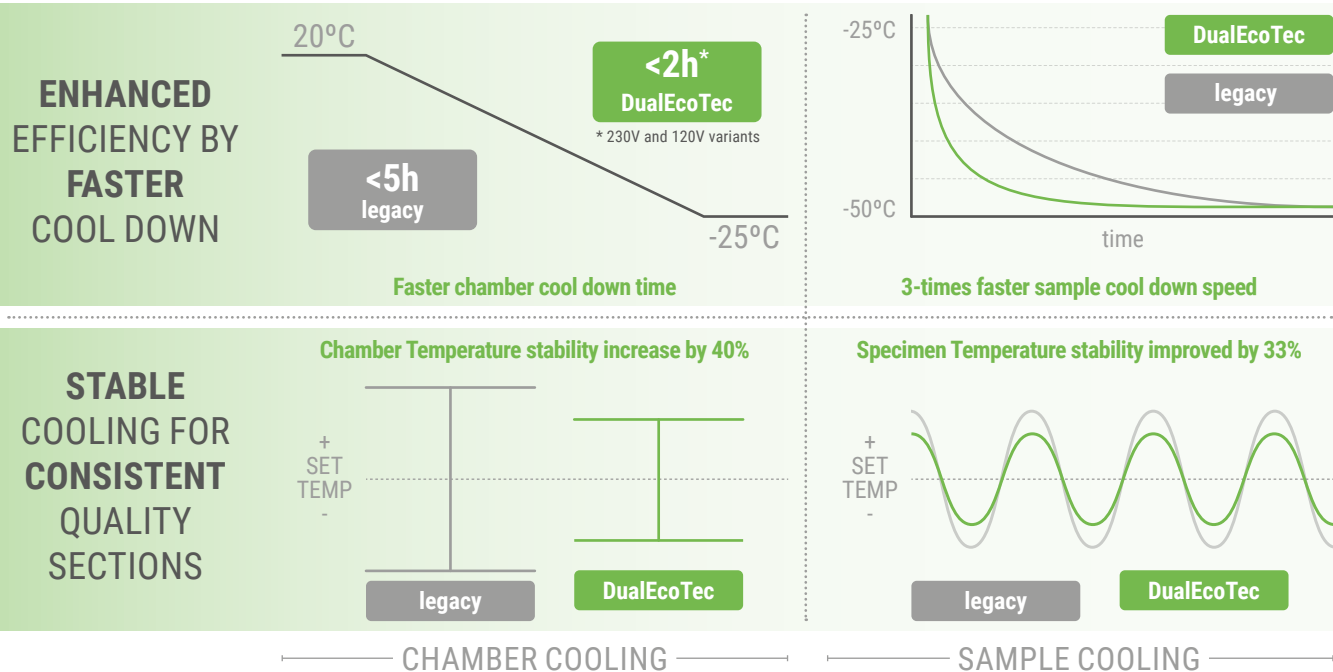
Comparative claims refer to Leica CM1950 cryostat without DualEcoTec cooling technology (serial number below 20000)

FOR IN VITRO DIAGNOSTIC USE ONLY

Advancing Cancer Diagnostics
Improving Lives

Leica
BIO SYSTEMS

Benefits of the new cooling circuit design using a natural hydrocarbon with a higher cooling efficiency.



MICROTOME

Section thickness range	1 to 100 µm
Trimming thickness range	Set at 10 to 40 µm or 1 to 600 µm
Maximum specimen size	50 x 80 mm
Coarse feed	Slow: 300 µm/s; Fast: 900 µm/s

CRYOCHAMBER

Temperature range	-5 °C to -35 °C ±3 K, adjustable in 1 K increments, at ambient temperature of 20 °C
Cooling time to -25 °C	<2h (230V and 120V) and <3 h (100V) at 20°C ambient temperature

OBJECT HEAD COOLING

Temperature range	-10 °C to -50 °C ± 3 K
-------------------	------------------------

FREEZE SHELF

Minimum temperature	Minimum temperature -42 °C (±5 K), at chamber temp. -35 °C (+5 K)
Number of freezing stations	15 + 2 quick freeze positions with minimum temperature of -59°C (17 K colder than freeze shelf)

DIMENSIONS

Overall size of device (W X D X H)	700 x 850 x 1215 mm (without handwheel) 835 x 850 x 1215 mm (with handwheel)
------------------------------------	---

Comparative claims refer to Leica CM1950 cryostat without DualEcoTec cooling technology (serial number below 20000)

LEICA BIOSYSTEMS IS AN INTERNATIONAL COMPANY WITH A STRONG NETWORK OF WORLDWIDE CUSTOMER SERVICES
For detailed contact information on your nearest sales office or distributor please visit our website: LeicaBiosystems.com

FOR IN VITRO DIAGNOSTIC USE ONLY



Copyright © 2025 Leica Biosystems, a division of Leica Microsystems Inc. All Rights Reserved. LEICA and the Leica logo are registered trademarks of Leica Microsystems IR GmbH. AgProtect, CM1950, and Cryozone are trademarks of the Leica Biosystems group of companies in the USA and optionally in other countries. Other logos, product and/or company names might be trademarks of their respective owners.

Leica Biosystems is a global leader in workflow solutions and automation. As the only company to own the workflow from biopsy to diagnosis, we are uniquely positioned to break down the barriers between each of these steps. Our mission of "Advancing Cancer Diagnostics, Improving Lives" is at the heart of our corporate culture. Our easy-to-use and consistently reliable offerings help improve workflow efficiency and diagnostic confidence. The company is represented in over 100 countries. It has manufacturing facilities in 9 countries, sales and service organizations in 19 countries, and an international network of dealers. The company is headquartered in Nussloch, Germany. Visit LeicaBiosystems.com for more information.